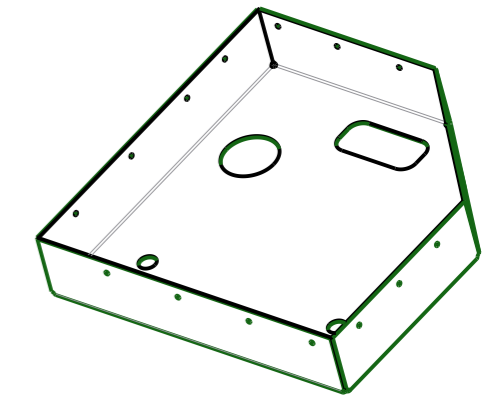
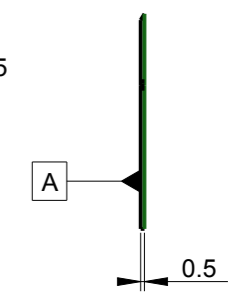
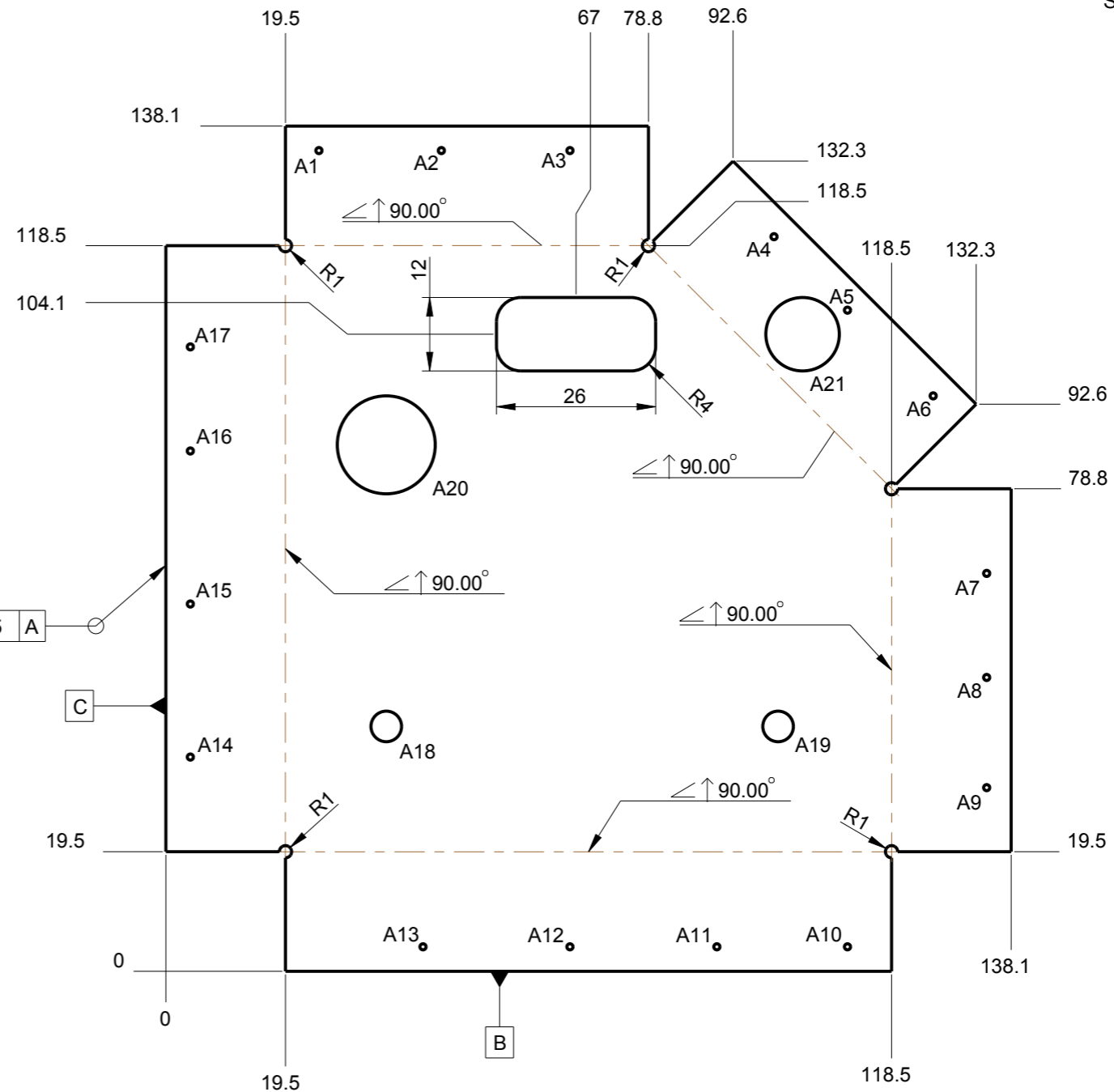
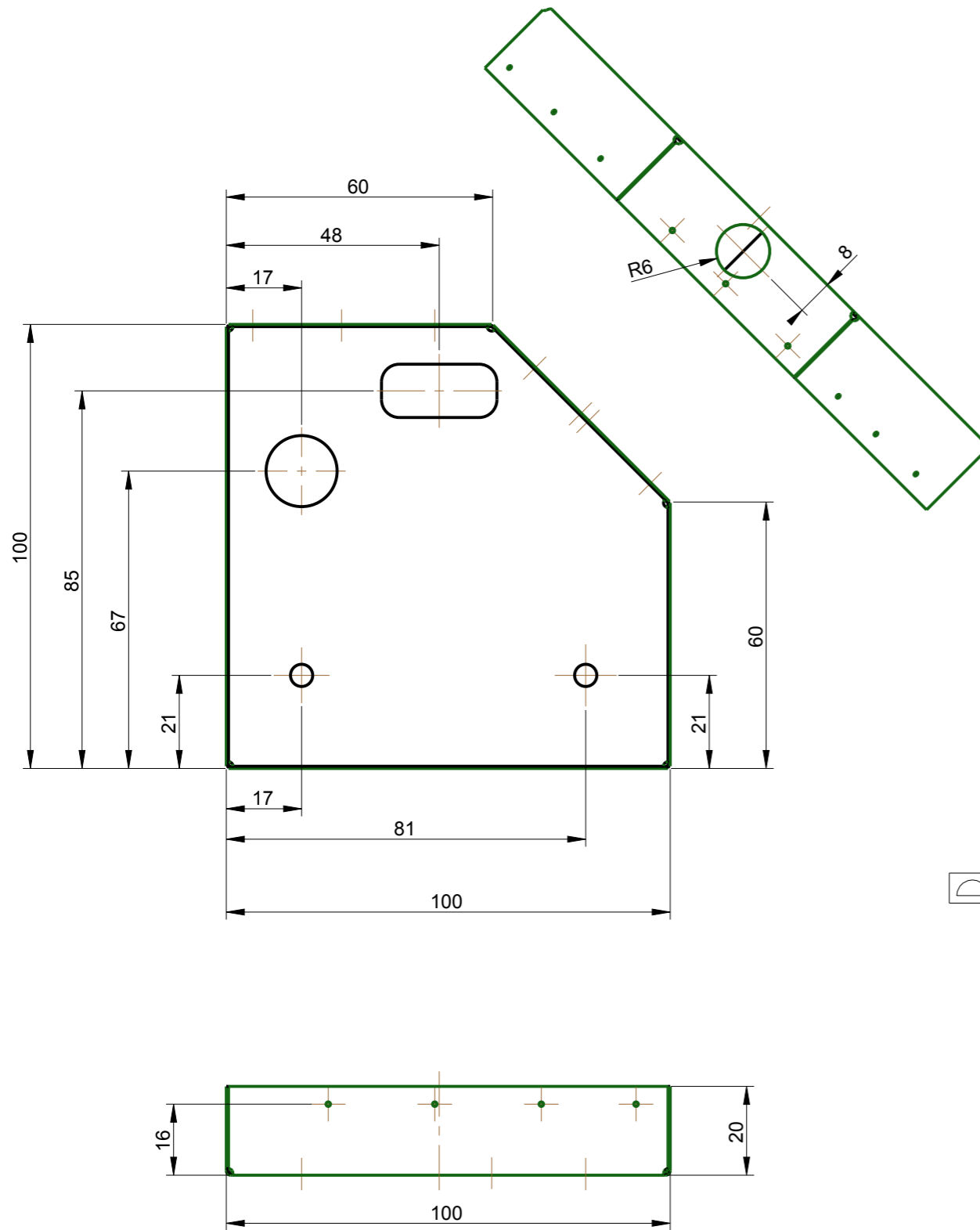


HOLE	DIAMETER	X ORDINATE	Y ORDINATE
A1	1.0	25.0	134.0
A2	1.0	45.0	134.0
A3	1.0	66.0	134.0
A4	1.0	99.3	120.0
A5	1.0	111.3	108.0
A6	1.0	125.3	94.0
A7	1.0	134.0	65.0
A8	1.0	134.0	48.0
A9	1.0	134.0	30.0
A10	1.0	111.3	4.0
A11	1.0	90.0	4.0
A12	1.0	66.0	4.0
A13	1.0	42.0	4.0
A14	1.0	4.0	35.0
A15	1.0	4.0	60.0
A16	1.0	4.0	85.0
A17	1.0	4.0	102.0
A18	5.0	36.0	40.0
A19	5.0	100.0	40.0
A20	16.0	36.0	86.0
A21	12.0	104.0	104.0



ISOMETRIC VIEW
SCALE 1:2



[Click here for help topics](#)

REFERENCE ONLY
WWW.BEYONDMECH.COM